


The 29th Conference of ROC-Australia & Australia-Taiwan Business Councils



Education and Tourism

Taiwan Working Holiday Development

Alan Hu

Australia Taiwanese Overseas Student Service Centre - founder (1999)

Far East Migration Consultant Pty Ltd - co-founder (2000)

Australia Taiwanese Working Holiday Centre - founder (2004)

NSW Justice of The Peace - (Register No. 210659) From 1999

Department of Immigration and Border Protection Migration Agents Registration Authority

Register Agent - (Register No. 0107560) From 2001

The Migration Institute Of Australia Member

Migration Alliance Member

Migration And Education Alliance Of Australia Member

11th Taiwanese Chambers of Commerce in Australia President (2008)

13th Taiwanese Chambers of Commerce in Oceania President (2011)

17th World Taiwanese Chambers of Commerce in Australia Vice President (2011)

18th Taiwanese Chambers of Commerce in Oceania Honorary President (2015)



Working Holiday visa

The Working Holiday (subclass 417) Visa is available to passport holders from

1. Belgium	2. Canada
3. Republic of Cyprus	4. Denmark
5. Estonia	6. Finland
7. France	8. Germany
9. Hong Kong SAR	10. Ireland
11. Italy	12. Japan
13. Republic of Korea	14. Republic of Malta
15. Netherlands	16. Norway
17. Sweden	18. Taiwan
19. United Kingdom	

Basic requirements

To be eligible, applicants need to meet the following requirements:

1. Hold a passport issued by an eligible country or region.
2. Be aged 18-30 (inclusive) at the time of applying.
3. Not be accompanied by dependent children at any time during their stay in Australia.
4. Meet health, character and financial requirements.
5. Not have previously entered Australia on a Work and Holiday (462) Visa.
6. Not have previously entered Australia on a Working Holiday (417) Visa.
7. Be outside Australia when they apply and when their visa is granted.
8. Apply within 12 months of intended travel to Australia.

Timothy Yang on behalf of Taipei Economic and Cultural Office in *Australia* and Frances Adamson in Taiwan on behalf of Representative of the Australian Commerce & Industry Office were present at the 9th Taiwan & Australian Economic and Trade Consultative Meeting on the 15th of July 2004 in Taipei to complete the signing of the "MEMORANDUM OF UNDERSTANDING BETWEEN THE TAIPEI ECONOMIC AND CULTURAL OFFICE, AUSTRALIA AND THE AUSTRALIAN COMMERCE AND INDUSTRY OFFICE, TAIPEI RELATING TO WORKING HOLIDAY VISAS". The memorandum was officially enacted on the 1st of November 2004.



Working Holiday Visa Granted in 2014-15 to 31 Dec 2014 - comparison with previous years

Country	05-06	06-07	07-08	08-09	09-10	10-11	11-12	12-13	13-14	14-15
Belgium	771	893	978	1220	1298	1230	1456	1785	2012	1274
Canada	6879	7092	8098	8743	8209	7899	7929	7489	7174	4232
Cyprus	7	7	5	26	15	18	32	128	110	49
Denmark	1224	1398	1142	1220	1294	1260	1484	1516	1672	947
Estonia	221	366	521	1249	1385	1453	1813	2185	2206	1063
Finland	886	1007	930	1061	996	1066	1181	1278	1510	1036
France	6183	8224	11042	16259	18158	18530	20086	24788	25734	13338
Germany	12198	15756	17478	20319	20860	21146	22499	26184	26819	15217
HK SAR	661	1223	1542	2718	3722	4545	7512	11454	11667	4681
Ireland	12655	13554	17133	22759	14790	21753	25827	19117	11996	4074
Italy	2488	3236	3576	4636	5481	6429	9600	15973	16045	8475
Japan	9480	11747	10611	9339	8079	7746	9163	9957	10579	4938

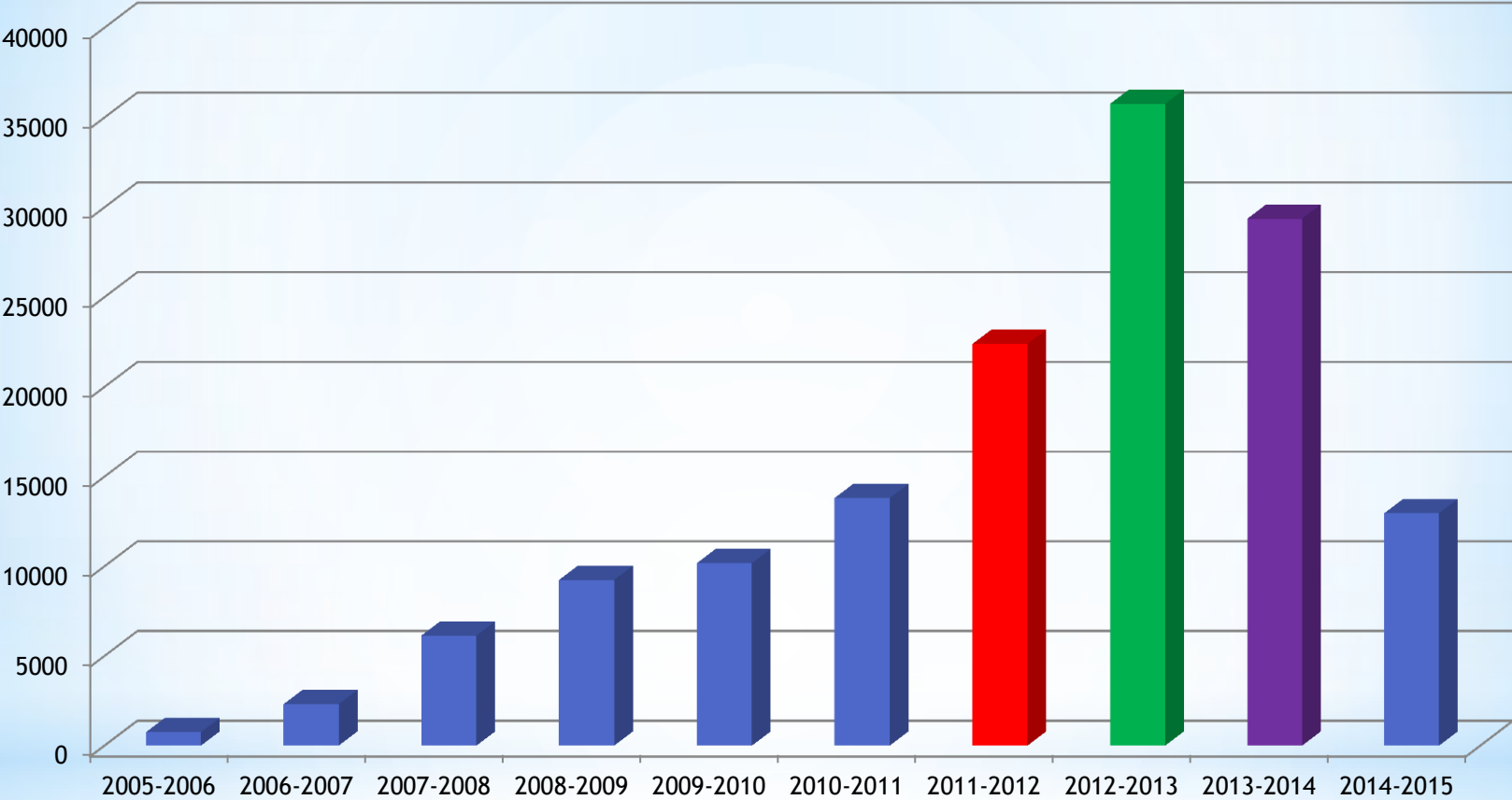
Country	05-06	06-07	07-08	08-09	09-10	10-11	11-12	12-13	13-14	14-15
Korea	24158	28650	32647	39547	34863	30527	32691	35220	26893	12160
Malta	101	109	93	97	67	88	99	89	98	63
Netherlands	2802	3343	3596	3992	4036	3821	3879	4306	4293	2585
Norway	612	681	696	727	925	836	617	504	530	313
Sweden	3561	3991	3918	4399	4208	4121	4772	5364	5464	3478
Taiwan	743	2312	6137	9242	10175	13809	22393	35761	29366	12960
United Kingdom	29029	31218	34168	40108	36995	38974	41712	46131	45208	23924
Not Specified	34	186	31	246	190	229		< 5	< 5	
TOTAL	114693	134993	154342	187907	175746	185480	214644	249231	229378	114807

Working Holiday Visa Top 10 Ranking List

Ranking	2009-10	2010-11	2011-12	2012-13	2013-14	2014-15
1	UK	UK	UK	UK	UK	UK
2	Korea	Korea	Korea	Taiwan	Taiwan	Germany
3	Germany	Ireland	Ireland	Korea	Korea	France
4	France	Germany	Germany	Germany	Germany	Taiwan
5	Ireland	France	Taiwan	France	France	Korea
6	Taiwan	Taiwan	Italy	Ireland	Italy	Italy
7	Canada	Canada	Japan	Italy	Ireland	Japan
8	Japan	Japan	Canada	HK SAR	HK SAR	HK SAR
9	Italy	Italy	HK SAR	Japan	Japan	Canada
10	Netherlands	HK SAR	Sweden	Sweden	Canada	Ireland

*Rankings correct as of 30/12/2014

Working Holiday Visa Granted from 2005 to 2015



743	2312	6137	9242	10175	13809	22392	35761	29366	12960
-----	------	------	------	-------	-------	-------	-------	-------	-------

	221%	165%	50%	10%	36%	60.7%	59.5%	-17.5%	
--	------	------	-----	-----	-----	-------	-------	--------	--

Student Visa Lodged - OFFSHORE

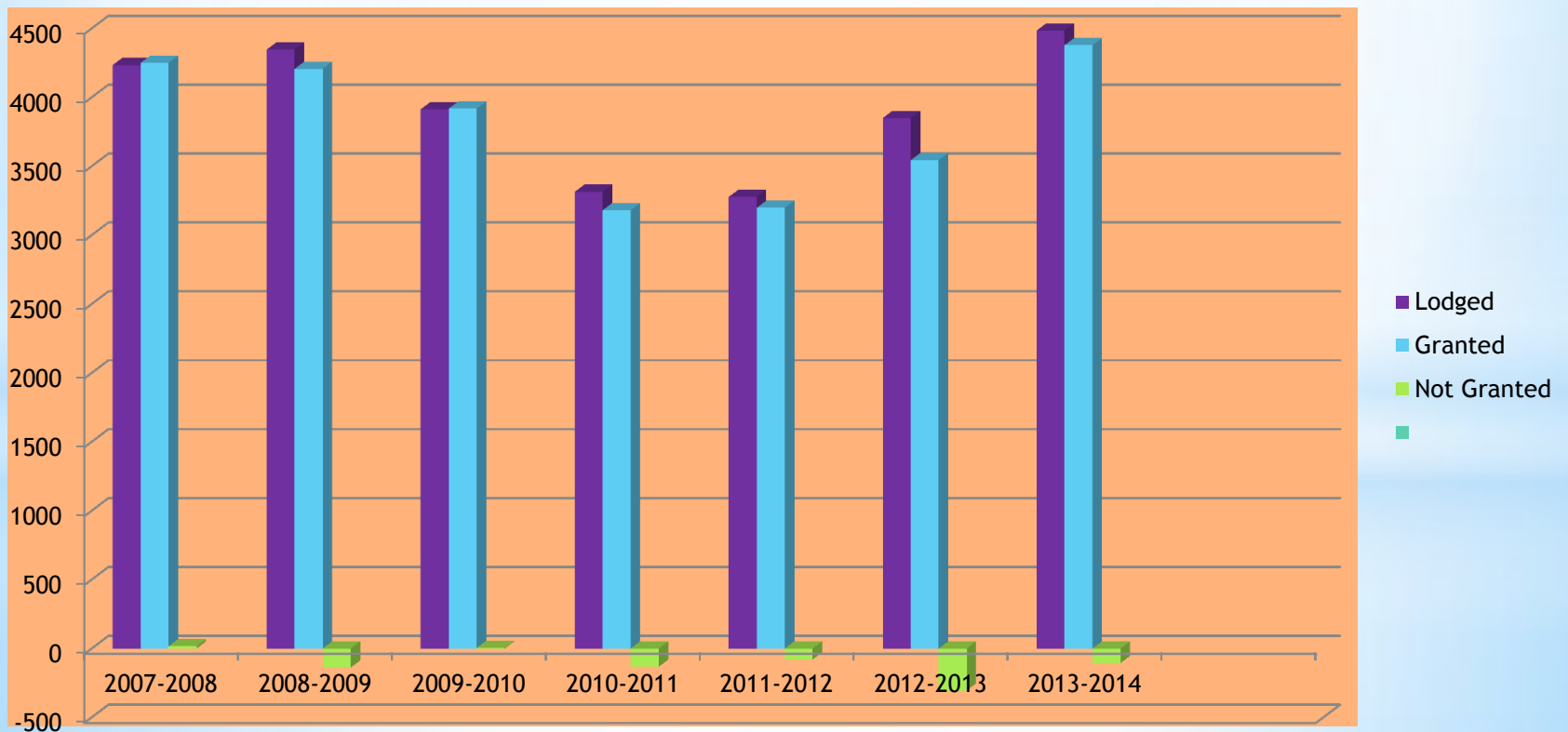
TAIWAN	2007-08	2008-09	2009-10	2010-11	2011-12	2012-13	2013-14
Lodged	2423	2356	2123	1696	1534	1708	2059
Visa Granted	2433	2307	2164	1644	1526	1647	2015
	+10	49	+41	52	11	61	44

Student Visa Lodged - ONSHORE

TAIWAN	2007-08	2008-09	2009-10	2010-11	2011-12	2012-13	2013-14
Lodged	1811	1990	1790	1618	1743	2141	2425
Visa Granted	1817	1900	1754	1537	1672	1897	2363
	+6	90	36	81	71	244	62

Total Student Visa Lodged

TAIWAN	2007-08	2008-09	2009-10	2010-11	2011-12	2012-13	2013-14
Lodged	4234	4346	3913	3314	3277	3849	4484
Visa Granted	4250	4207	3918	3181	3198	3544	4378
	+16	139	+5	133	79	305	106



Sector Sector	570 ELICOS	571 School	572 Vocational	573 High Education	574 Research	575 Non Award
2007-08	238 179	86 246	290 837	1082 837	45 76	76 257
2008-09	354 121	73 293	294 880	1079 880	55 56	45 120
2009-10	332 112	58 303	354 952	946 952	46 60	18 93
2010-11	282 90	47 208	293 696	856 696	52 52	7 39
2011-12	267 74	36 206	490 613	809 613	57 30	13 66
2012-13	403 83	33 375	749 566	661 566	45 39	6 58
2013-14	521 77	38 574	1174 671	596 671	29 28	5 75

BLACK - ONSHORE RED - OFFSHORE

TOTAL STUDENT VISA GRANTED FOR TAIWAN CITIZENS

Sector Sector	570 ELICOS	571 School	572 Vocational	573 High Education	574 Research	575 Non Award
2007-08	417	332	1127	1919	121	333
2008-09	475	366	1174	1959	111	165
2009-10	444	361	1306	1898	106	111
2010-11	372	255	989	1552	104	46
2011-12	341	242	1103	1422	87	79
2012-13	486	408	1315	1227	84	64
2013-14	598	612	1845	1267	57	80

STUDENT VISA GRANT RATES FOR TAIWAN CITIZENS

	2007-08	2008-09	2009-10	2010-11	2011-12	2012-13	2013-14
Rates	99.1%	99.1%	99.1%	98.8%	98.6%	98.2%	97.9%

